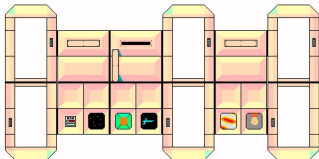
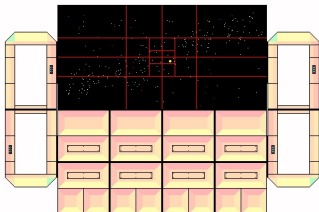
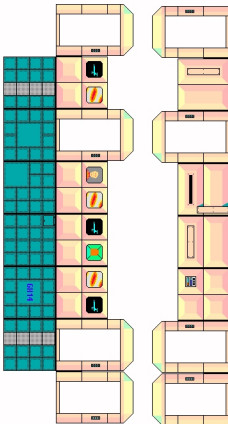


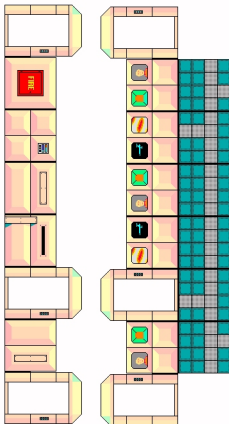
Folding SF Interior 7 - Walls - sheet 1



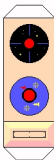
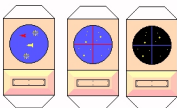
Do not glue together tops of doors.
A doors sheet is included in Interior 1.



Folding SF Interior 7 - Wall - sheet 3



Folding SF Interior 7 – Control Panels



Control panels

Fold, and glue one tab to the floor and the other to one of the two long walls. This way, the panels can fold with the walls.

Note:

This module is supplied without an outer wall. Please use one of the walls supplied with the other modules, if necessary.

SF Interior 7 - Floor

